

mugello
CIRCUIT



By Gianluca Marotta

FX
RACING WEEKEND

28/29/30 MARCH
STANDING START PROCEDURES



DRIVERS BRIEFING WITH THE PERMANENT RACE DIRECTOR

MAIN HOURS OF THE EVENT BASED SCHEDULE V4



Friday

You can find the Friday free practice / collective test in the separate schedule

Saturday

PI- lane Open	Pit- lane Close	Pit- lane passage	Start	End	Dur		Category	Session
			08:40	09:00	00:20		Trofeo Predator's	FP1
			09:05	09:20	00:15		Legends Cars	Q
			09:25	09:40	00:15		X-GT4 Italy / Supersport GT	Q1
			09:45	10:05	00:20		TCR Endurance	FP1
			10:10	10:35	00:25		Lotus Cup (20' + Super Pole)	Q
			10:40	11:00	00:20		FX2	Q
			11:05	11:25	00:20		ATCC TC	Q
			11:30	11:50	00:20		FX Pro Series	Q
			11:55	12:15	00:20		ATCC	Q
12:20	12:25	NO	12:30	12:48	00:18		Legends Cars	R1
			12:50	13:05	00:15		X-GT4 Italy / Supersport GT	Q2
			13:10	13:25	00:15		TCR Endurance	Q
			13:30	13:50	00:20		Trofeo Predator's	Q
			13:55	14:10	00:15		TCR Endurance	Q
14:15	14:20	1	14:25	14:45	00:20		Lotus Cup	R1
14:50	14:55	1	15:00	15:20	00:20		FX2	R1
15:25	15:30	NO	15:35	16:00	00:25		ATCC TC	R1
16:05	16:10	YES	16:20	17:00	00:40		X-GT4 Italy	R1
17:05	17:10	YES	17:20	17:45	00:25		FX Pro Series	R1
17:50	17:55	NO	18:00	18:18	00:18		Legends Cars	R2
18:23	18:28	1	18:30	18:55	00:25		ATCC	R1

Sunday

PI- lane Open	Pit- lane Close	Pit- lane passage	Start	End	Dur		Category	Session
08:30	08:35	1	08:40	09:35	00:55		TCR Endurance	R1
09:40	09:45	YES	09:50	10:30	00:40		Supersport GT	R1
10:35	10:40	NO	10:45	11:05	00:20		Trofeo Predator's	R1
11:10	11:15	NO	11:20	11:45	00:25		ATCC TC	R2
11:50	11:55	1	12:00	12:25	00:25		ATCC	R2
12:30	12:35	1	12:40	13:00	00:20		FX2	R2
13:05	13:10	YES	13:40	14:20	00:40		X-GT4 Italy	R2
14:25	14:30	YES	14:35	15:15	00:40		Supersport GT	R2
15:20	15:25	1	15:30	15:50	00:20		Lotus Cup	R2
15:55	16:00	YES	16:10	16:35	00:25		FX Pro Series	R2
16:40	16:45	NO	16:50	17:08	00:18		Legends Cars	R3
17:13	17:18	1	17:25	18:20	00:55		TCR Endurance	R2
18:25	18:30	NO	18:40	19:00	00:20		Trofeo Predator's	R2

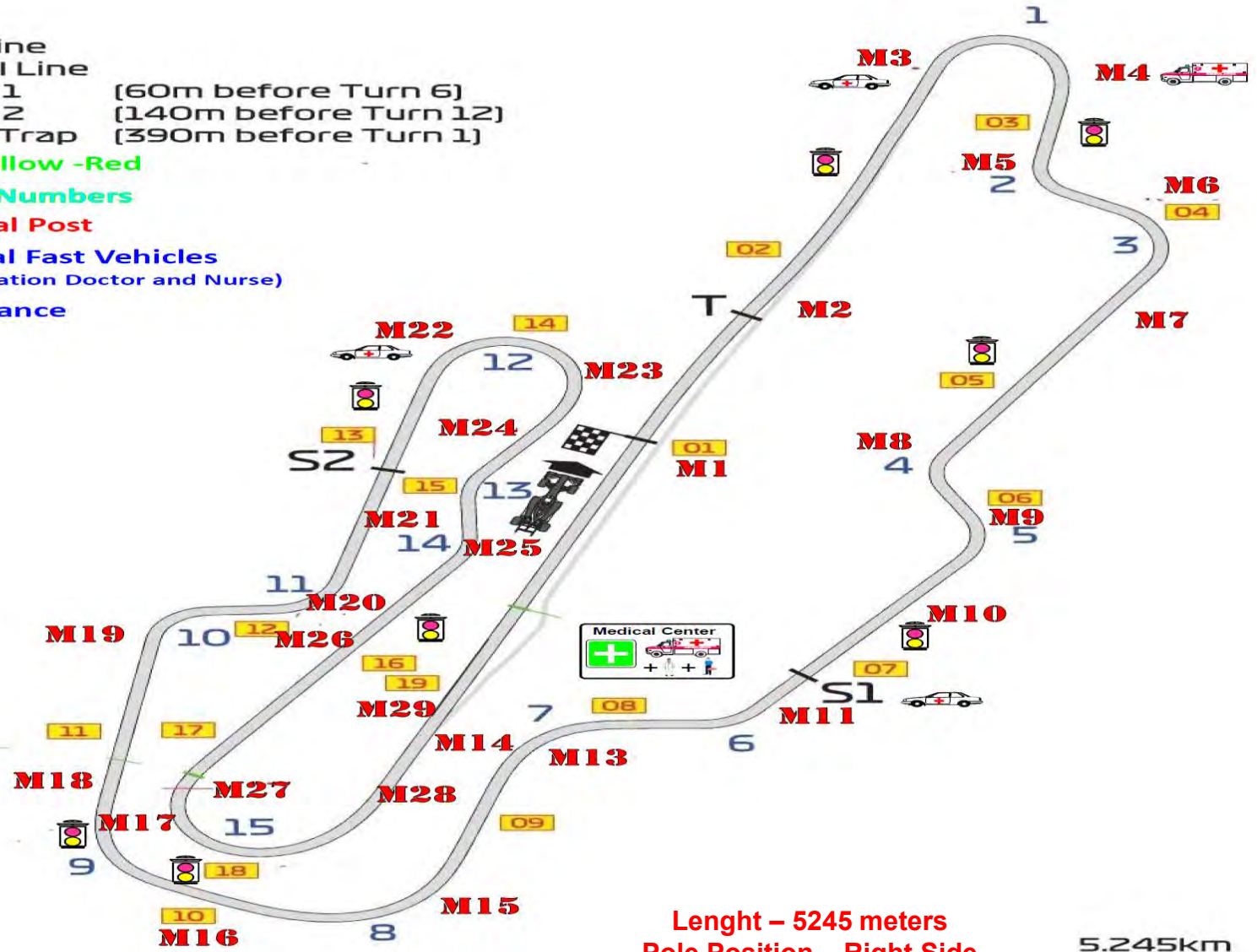
**FOR ALL DRIVERS MANDATORY MATTER: 20' MINUTES BEFORE THE ACTIVITY ON TRACK
THE DRIVERS MAKE WAITING NEAR THE GATES FOR ENTRY IN PIT LANE IN SAFETY**

mugello

CIRCUIT

CIRCUIT MAP

-  Start Line
-  Control Line
-  S1 Sector 1 [60m before Turn 6]
-  S2 Sector 2 [140m before Turn 12]
-  T Speed Trap [390m before Turn 1]
-  Light Yellow -Red
-  15 Corner Numbers
-  M29 Marshal Post
-  Medical Fast Vehicles (resuscitation Doctor and Nurse)
-  Ambulance

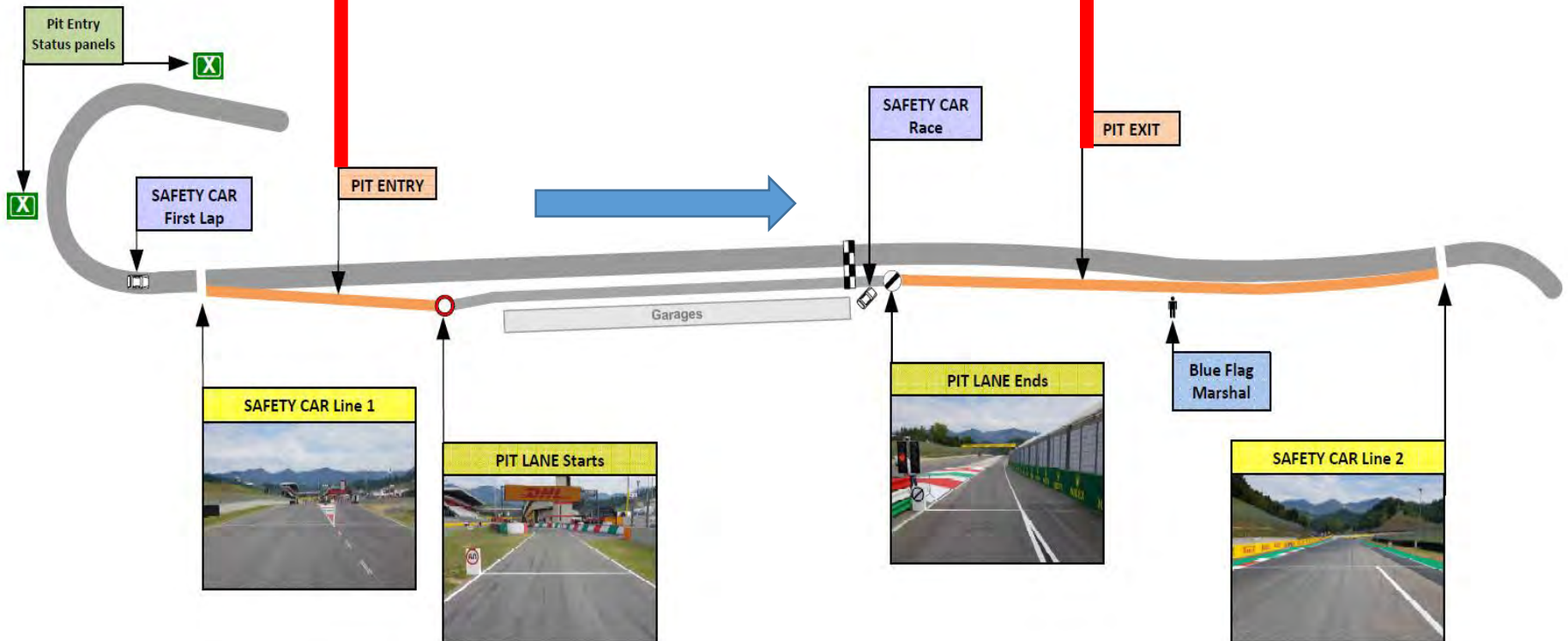


Length – 5245 meters
Pole Position – Right Side

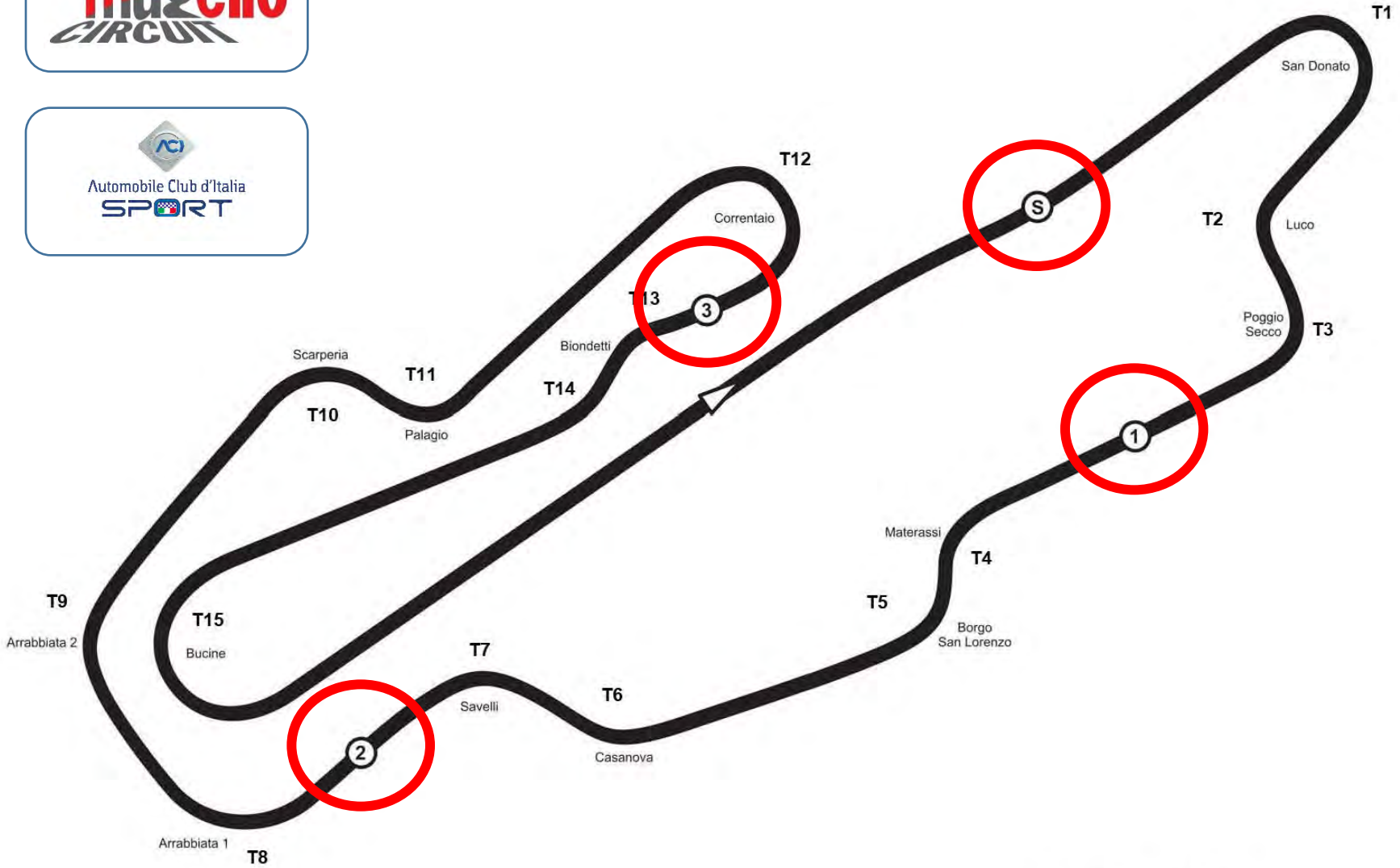
5.245km

LINES AND PIT LANE

PIT IN – PIT OUT METERS 389.30 – 24”
SECONDS



MUGELLO CIRCUIT



TIMING SECTORS

Length – 5245 meters
Pole Position – Right Side

SAFETY CLOTHING

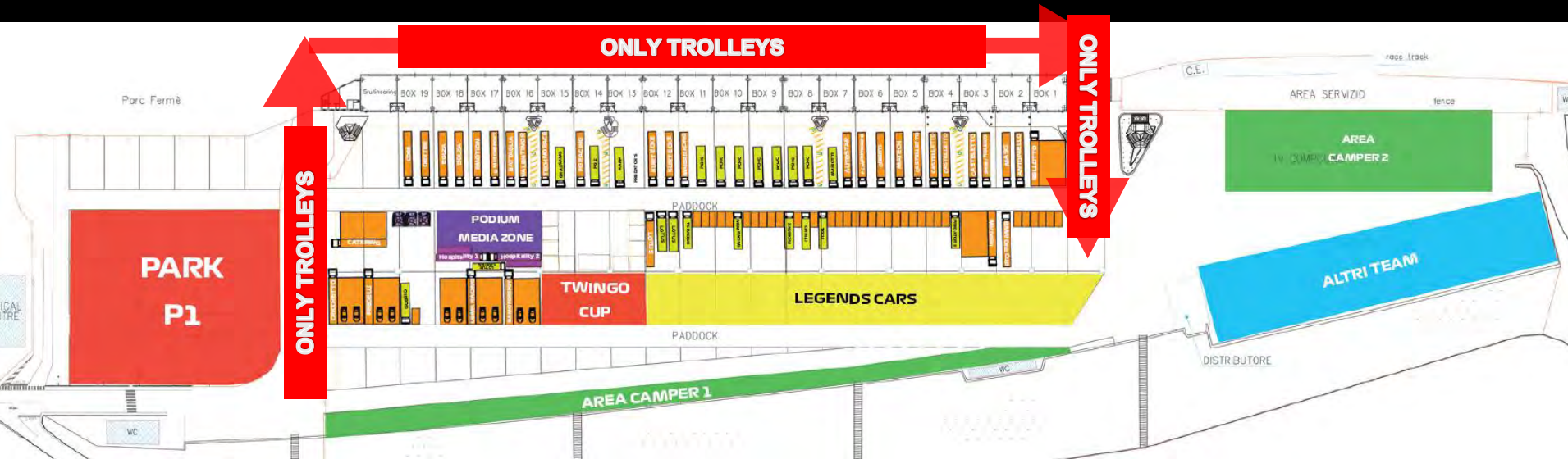
MANDATORY USE DURING

ENTIRE WEEK END

REMINDER

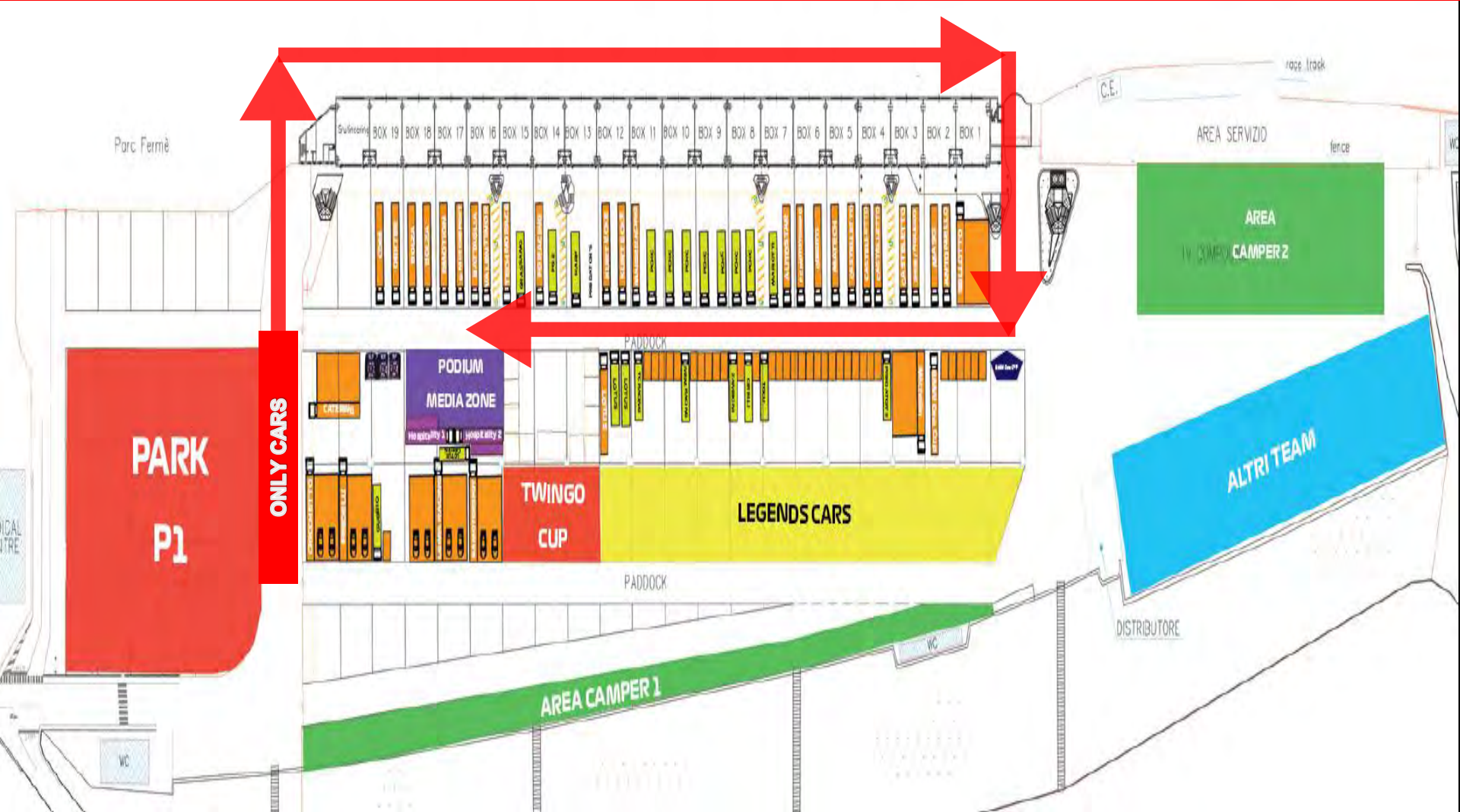


PREGRID TROLLEY ENTRY/EXIT THE PIT LANE INSIDE

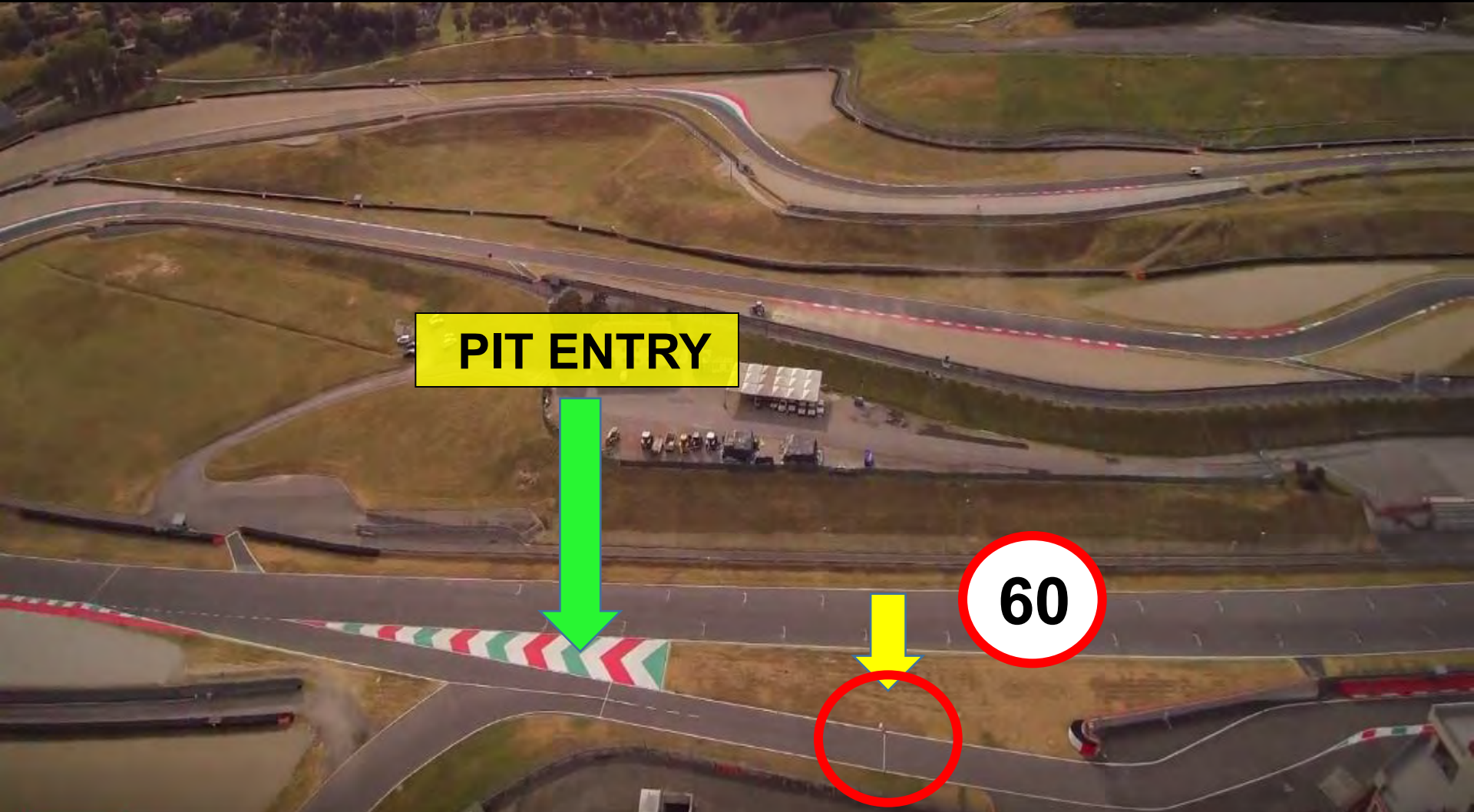


ONLY TROLLEYS

CARS CIRCULATIONS



ALL CARS UNDER PODIUM MEDIA ZONE FX ON THE PADDOCK



PIT ENTRY


60

mugello
CIRCUIT

SPEED LIMIT IN THE PIT - 60 KM/H




DURING THE START OF A RACE, THE PIT WALL MUST BE KEPT CLEAR OF ALL PERSONS



SPEED LIMIT 60 KM/H
End of Speed Control



MUST RESPECT RED LIGHTS AT THE EXIT PIT LANE



PIT EXIT



PIT ENTRY



PIT EXIT

DISTANCE - 389,30 meters
Time Distance = 24 seconds/60km/h

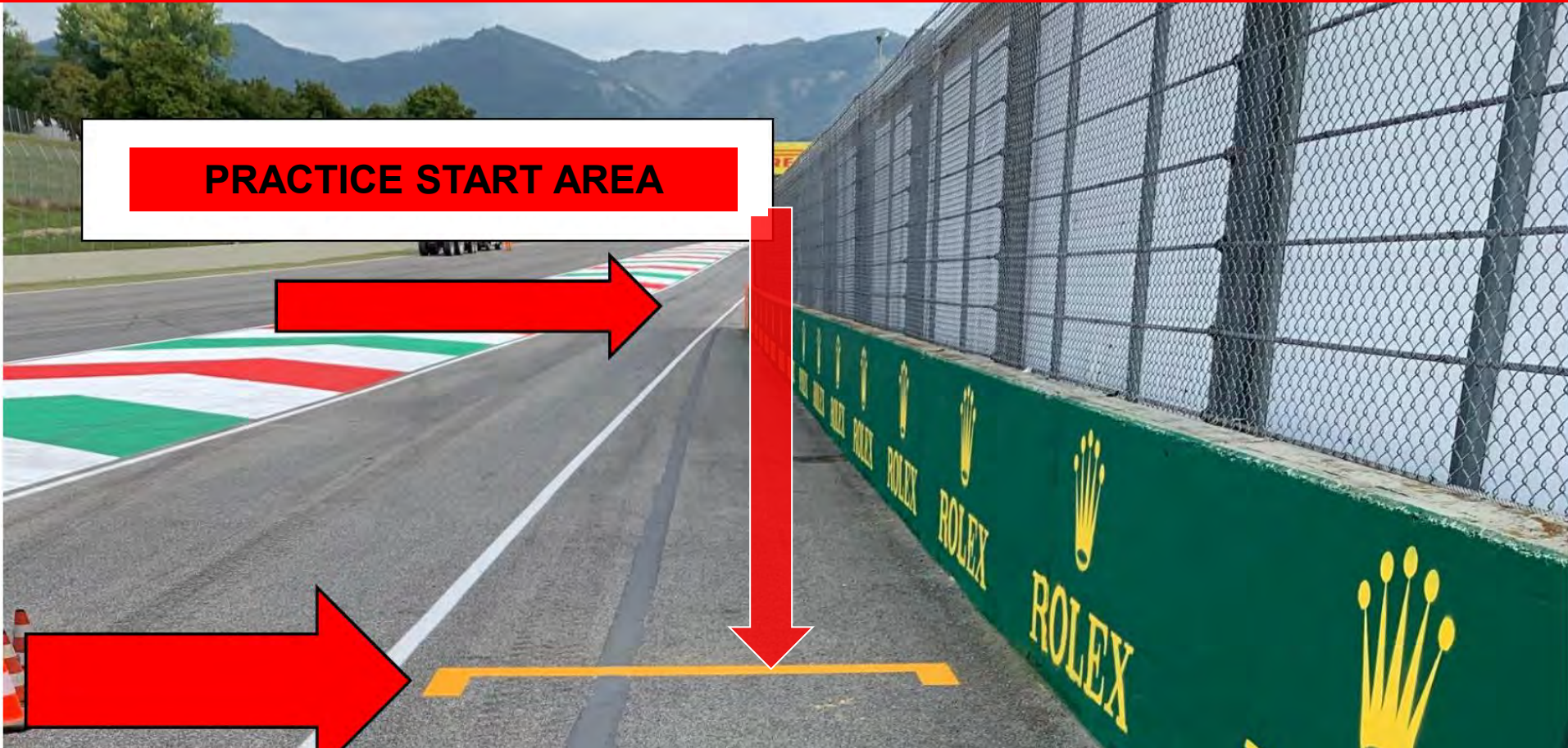


**IN THIS PLACE
ONLY**

mugello
CIRCUIT

**THE PRACTICE START AREA IT IS LOCATED IMMEDIATELY AFTER THE PIT EXIT
LINE IN THE RIGHT SIDE**

PRACTICE START AREA



**DURING THE FORMATION LAP IT IS FORBIDDEN TO CARRY OUT START TEST
ON THE WHOLE TRACK**

PIT EXIT - LIMIT

mugello
CIRCUIT



DON'T CROSS THE WHITE LINE

MARSHALL POST

mugello
CIRCUIT



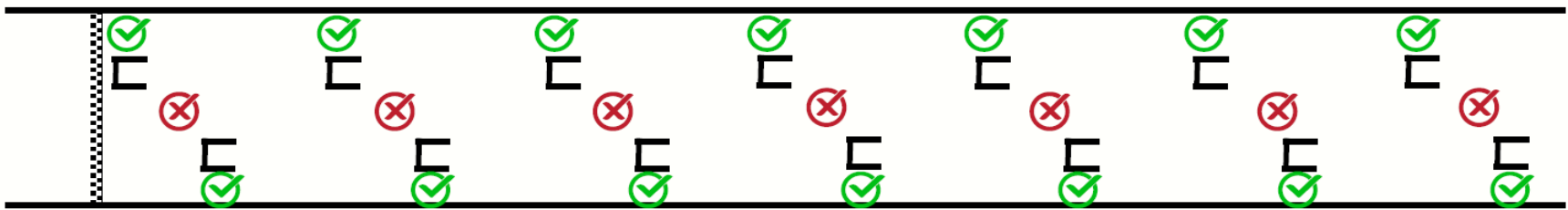
**CARS SAFETY AREAS
ORANGE AREAS**

CARS FIRST POSITIONING IN THE GRID SAFETY PROCEDURE:

DURING POSITIONING ON THE STARTING GRID, ALL SPACES OF EACH CAR MUST BE IN ORDER THE TROLLEYS MUST BE KEPT EXCLUSIVELY OUTSIDE THE TRACK - THE ASSISTANTS MUST NOT INTRUDE INTO THE CENTRAL POSITIONING AREA – ALL TECHNICAL EQUIPMENT MUST BE POSITIONED IN FRONT OF EACH RESPECTIVE CAR IN ORDER TO MAKE THE POSITIONING MANOEUVRES EASY AND SAFE.

TROLLEYS POSITIONING ON THE GRID

All the trolleys must be positioned close to the pit wall for the cars that will start on the RHS of the starting grid and to the grandstand side for the cars that will start on the LHS of the starting grid. No trolleys are allowed to be positioned in the middle of the starting grid



FOR ALL TEAMS: MUST RESPECT THIS SAFETY PROCEDURE

STARTING PROCEDURE – STANDING START



15 ' Panel
Pit Open


10 ' Panel
Pit Closed

5 ' Panel
No Works
Wheels Fitted

3 ' Panel
Clear the track
Cars down

1 ' Panel
Engine ON

30" sec
Panel



Green Flag
Formation Lap

In the interval between the opening and the closing of the pit lane , 2 (two) laps of the circuit can be driven, with passage along the Pit Lane and within the time period in which the green light is on

When the cars are stopped in the GRID before the Formation Lap – ENGINE OFF / NO ENGINE RUNNING

STARTING PROCEDURE – STANDING START

mugello
CIRCUIT

**PENALTY +
10" seconds**

OK

MUST RESPECT THE GRID LINE



FORMATION LAP

Practice starts are forbidden during the Formation Lap and the formation must be kept as tight as possible.


Any drivers who is unable to start his car must immediately raise his arm ; when the other cars have lift the grid , the car will be pushed into the pit by the mechanics . During this manoeuvre if the driver is able to restart can rejoin the formation lap and he will take the last place on the grid at the end of the formation lap .

After the green flag if a driver is delayed while leaving his position on the start grid , he can resume his pre-start position on the grid if he is not passed by all the others cars which started the formation lap . If he 's passed by all other cars started on the formation lap , this driver must start the race from the back of the formation

When the Cars return to the Grid at the end of the Formation Lap , they must stop on their respective Grid positions keeping their engines running

STARTING PROCEDURE – LIGHTS PROCEDURE

5 SECONDS



4 SECONDS




3 SECONDS



2 SECONDS



1 SECOND



START




LIGHTS OFF

**STARTING PROCEDURE – LIGHTS PROCEDURE
ABORT START - PROCEDURE**



ABORT START



BLINKING YELLOW LIGHTS

IN CASE OF EXTRA FORMATION LAP - YELLOW LIGHTS ON THE TRAFFIC LIGHT AND RACE REDUCED BY 2 MINUTES - THE PANEL "EXTRA FORMATION LAP" WILL BE SHOWN – OR SHOWN THE PANEL "START DELAYED" IN THIS CASE, INDICATIONS OF THE RACE DIRECTOR WILL FOLLOW.

SHOW THE BOARD

**EXTRA
FORMATION LAP**



**mugello
CIRCUIT**

STARTING PROCEDURE STANDING START

**SAFETY MISURE DURING THE
STARTING PROCEDURE
MANDATORY**



**DON'T TOUCH – DON'T CROSS THE AREA
WITH ITALIAN FLAG COLORS
FOR ITS ENTIRE LENGTH
IF YOU TOUCH OR CROSS A 5" SECONDS
TIME PENALTY WILL BE APPLIED**


STOPPING FREE PRACTICE – QUALIFYING - RACE

When the red flags/lights are displayed, all Drivers must immediately reduce speed being prepared to stop if necessary and proceed slowly back to the Pit Lane - Pit Allocation.

Slow down to 80 Km/Hr - NO overtaking

Qualifying: Clock stops - lap time cancelled - drive to pit lane

RED LIGHTS PANEL



RED FLAG DURING THE FP AND QUALIFYING: STOP THE CAR IN THE PIT ALLOCATION IN WORKING LANE ONLY – MANDATORY IN CORRECT POSITIONS OF THE PIT ALLOCATION.

CHECK THE RED FLAG PROCEDURE - DURING SAFETY CAR ON THE ACISPORT REGULATIONS (RDS 2024)

RED FLAG PROCEDURE DURING THE RACE AFTER SAFETY CAR ON TRACK: ALL CARS FOLLOW THE SAFETY CAR IN PIT LANE – ALL CARS STAY IN FAST LANE IN PARK FERME' CONDITIONS – ENGINES OFF - UNTIL AFTER THE RACE DIRECTOR SEND THE ORDER (IN RADIO AND ON THE MONITORS « NOW IS POSSIBLE MAKE THE WORKS ON THE CARS UNTIL AT THE TIME: _____ » RESTART THE RACE IS BEHIND THE LA SAFETY CAR – FOLLOW THE ITALIAN SPORTING REGULATION 2024.


FULL COURSE YELLOW

DURING THE FREE PRACTICE – QUALIFYING AND RACES



IN CASE OF USING THE “**FULL COURSE YELLOW** “, THE RD WILL COMPLY WITH THE FOLLOWING STANDARDS SPEED LIMIT IMPOSED THE ENTIRE OF TRACKS IS **80 KM/H** ; IN THIS CASE , AT EACH MP, WILL BE SHOWED THE BOARD **FCY** (FULL COURSE YELLOW) WHICH WILL BE ACCOMPANIED BY A WAVED YELLOW FLAG , MAINTAINING THE SAME DETACHMENT FROM OTHER CARS , UNTIL THE FIRST MP WHERE THE GREEN FLAG WILL BE DISPLAYED. **DURING THE RACE: AT END OF THE FCY PROCEDURE –ENTRY INSIDE THE TRACK THE SAFETY CAR, BEFORE THE RESTART THE RACE. FOR THAT REASON IS FORBIDDEN, FOR THE DRIVERS MAKE WARMING TIRES MANOUVERS DURING THE RACE – MANDATORY USE IS THE SAFETY MATTER !!**

FULL COURSE YELLOW



FCY

SC

- Speed 80 Km/Hr until the green flag
- SC procedure always preceded by FCY
- SC get the leader during the FCY
- End of FCY– SC procedure

DURING THE FREE PRACTICE – QUALIFYING AND RACES



Automobile Club d'Italia
SPORT

SAFETY CAR



ORANGE LIGHT



THEN :



PERMANENT SAFETY CAR MUGELLO CIRCUIT



SAFETY CAR PROCEDURE

SAFETY CAR PROCEDURE

- If needed, the Clerk of the Course can use the Safety Car to neutralize the race.
- When the Safety Car deploy order is given, all Marshals Post will show a waved yellow flag and SC board.
- The Safety Car will enter on track with the yellow lights on and take the head of the race with the leader behind itself.
- Overtaking is forbidden and the distance should be less than five car lengths apart.
- The Safety Car will be used until the safety conditions will be restored.
- When the Safety Car will approach the SC Line 1, competitor may enter in pit lane overtaking the SC.
- During the SC procedure Pit Exit remain GREEN. When the SC will close to pass the START Line pit exit will be closed (RED lights)
- When the last car of the group behind the SC will pass pit exit the light at pit exit it will be GREEN again.
- In some circumstances, the Safety Car can pass in pit lane. Please, always follow the Safety Car when its yellow lights are on.
- During the SC period it's not possible to serve penalties as STOP & GO and DRIVE THROUGH

SC

SAFETY CAR



mugello
CIRCUIT

SAFETY CAR



SAFETY CAR PROCEDURE

SAFETY CAR PROCEDURE

- When the Clerk of the Course announces "Safety Car in this lap," the Safety Car will turn off its yellow lights at **Turn 12**
- From this moment onward, all drivers must maintain a consistent speed without performing any tire-warming maneuvers. All SC boards will be withdrawn and a single fixed yellow flag will be shown at each marshal post
- As the Safety Car approaches the pit entry, the yellow flags will be withdrawn.
- Green lights and a green flag will be displayed only at the Control line until the last car passes.
- Overtaking is only allowed after crossing the Control/Finish line.
- If the safety car remains on the track during the final lap, the following procedure will be implemented:
 - Turn off lights at **Turn 12**
 - Safety car returns to the pit lane
 - All competing cars will receive the chequered flag (no overtaking or green flag).

SAFETY CAR

ALL CARS FOLLOW THE SAFETY CAR INTO THE PIT LANE

SC



Under certain circumstances, the Race Director may ask the Safety Car to use the Pit Lane. In these cases, and provided its orange lights remain illuminated, all Cars must follow it into the Pit Lane without overtaking.

Any Car entering the Pit Lane under these circumstances may stop at its Pit

SAFETY CAR PROCEDURE

SAFETY CAR PROCEDURE

- If needed, the Clerk of the Course can use the Safety Car to neutralize the race.
- When the Safety Car deploy order is given, all Marshals Post will show a waved yellow flag and SC board.
- The Safety Car will enter on track with the yellow lights on and take the head of the race with the leader behind itself.
- Overtaking is forbidden and the distance should be less than five car lengths apart.
- The Safety Car will be used until the safety conditions will be restored.
- When the Safety Car will approach the SC Line 1, competitor may enter in pit lane overtaking the SC.
- During the SC procedure Pit Exit remain GREEN. When the SC will close to pass the START Line pit exit will be closed (RED lights)
- When the last car of the group behind the SC will pass pit exit the light at pit exit it will be GREEN again.
- In some circumstances, the Safety Car can pass in pit lane. Please, always follow the Safety Car when its yellow lights are on.
- During the SC period it's not possible to serve penalties as STOP & GO and DRIVE THROUGH

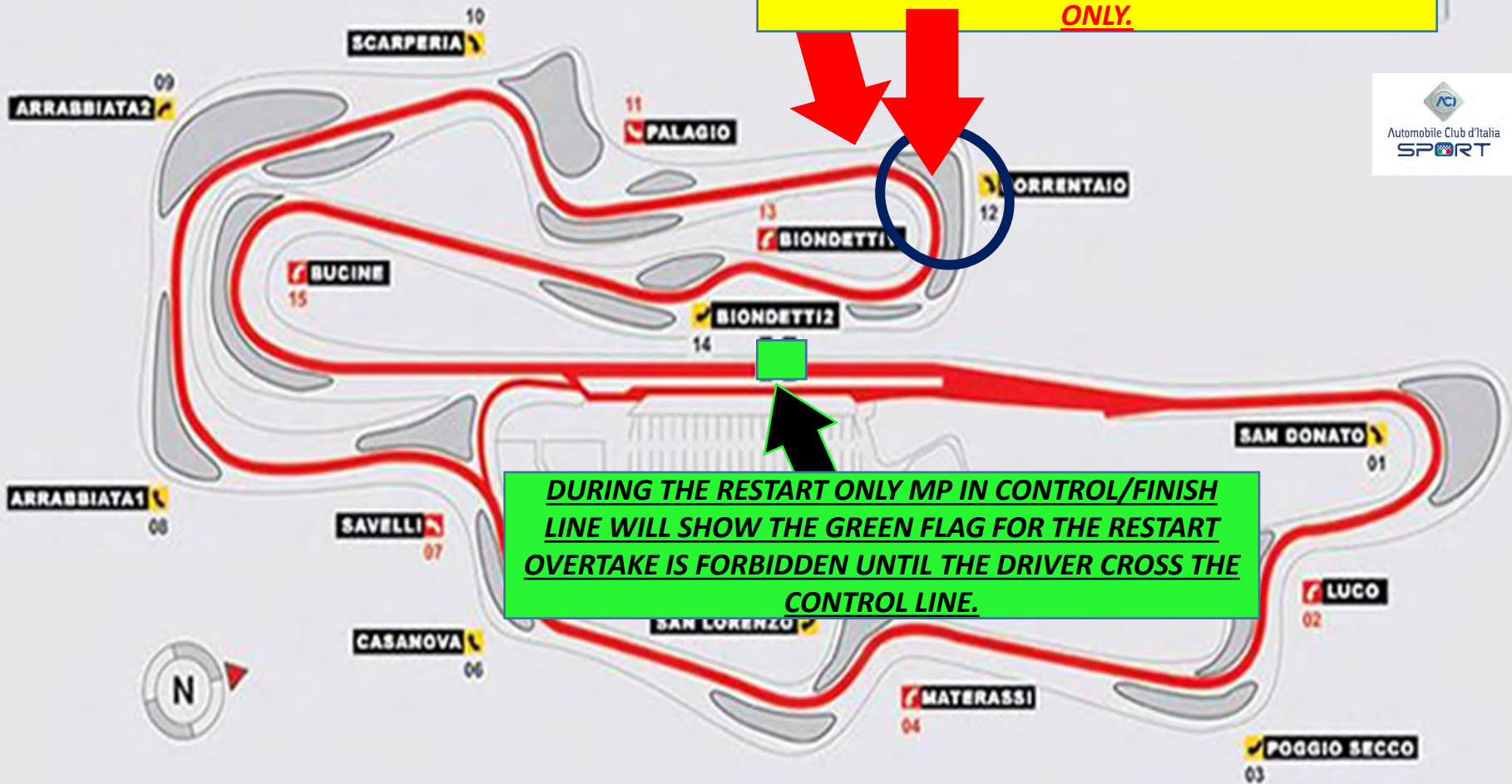
SAFETY CAR LIGHTS OFF

Turn 12

mugello circuit

IN TURN 12: FINISH WARMING TIRES MANOUVRES
WHEN SC YELLOWS LIGHTS OFF

WHEN SC YELLOWS LIGHTS OFF
ALL MARSHALL POST WITHDRAW THE SC BOARD
AND LEAVE THE FIXED YELLOW FLAGS DISPLAYED
ONLY.



DURING THE RESTART ONLY MP IN CONTROL/FINISH
LINE WILL SHOW THE GREEN FLAG FOR THE RESTART
OVERTAKE IS FORBIDDEN UNTIL THE DRIVER CROSS THE
CONTROL LINE.

SAFETY CAR - RESTART



FIRST SAFETY CAR LINE

MANDATORY SAFETY MATTER:

DURING THE LAST LAP BEFORE THE RESTART :

MINIMUM SPEED TO KEEP 90 KM/H

SAFETY CAR RESTART

ACI
Automobile Club d'Italia
SPORT



RESPECT THE DISTANCE TO THE SAFETY CAR ON THE SC LINE !!!!!

SAFETY CAR - RESTART

Overtaking remains forbidden until the Cars cross the Finish Line




If the Safety Car is still deployed at the beginning of the last lap, or is deployed during the last lap, it will enter the Pit Lane at the end of the last lap and the cars will take the chequered flag as normal without overtaking.

START BEHIND SAFETY CAR



SUSPENDING AND RESUMING THE RACE



PIT EXIT CLOSED

DURING THE RACE: ALL CARS INSIDE THE STARTING GRID OR DURING SAFETY CAR PROCEDURE INSIDE THE PIT LANE FOLLOW THE SAFETY CAR.

DURING THE FREE PRACTICE AND QUALIFYING : ALL CARS INSIDE THE PIT LANE

SPEED 60 KM/H – NO OVERTAKE

SHOW THE MESSAGE UNDER INVESTIGATION REASONS


- IF THE DRIVER NO RESPECT INTERNATIONAL CODE
- IF THE DRIVER INVOLVING TO THE COLLISION
- IF THE DRIVER NO RESPECT THE FLAGS AND PANELS
SHOW

THE RACE CONTROL SHOW THE MESSAGE

UNDER INVESTIGATION

374

PÉNALTYS SHOWN POINT



drive through


STOP & GO

003




FLAGS


FLAGS - DIGITAL PANELS & INFORMATIONS



Dangerous situation
Please Reduce The Speed




Very Dangerous situation
Please Reduce The Speed
Ready also to Stopped



Race Stopped
Immediatly in Pit Lane
Speed 80 Km/h



Technical problem
Immediatly in Pit
Lane



Ease the overtake

STOP & GO

Showed for 2 Laps

The driver has 3 Laps to enter in the Pit Lane

911


With Race Number

DRIVE THROUGH

Showed for 2 Laps

The driver has 3 Laps to enter in the Pit Lane

FLAGS - DIGITAL PANELS & INFORMATIONS



Safety Car



Safety Conditions



Full Course Yellow



White Flag
Slow Car on track



Reduce the Speed
Reduced Grip Conditions



Warning Flag
Wrong Performance



Finish Flag
End of the Session or Race

FLAGS & INFORMATION



YELLOW FLAG

*** Single waved: Reduce your speed, do not overtake, and be prepared to change direction.**

DOUBLE YELLOW FLAGS



*** Double waved: Reduce your speed significantly, do not overtake, and be prepared to change direction or stop.**

FLAGS & INFORMATION



BLUE FLAG



At ALL TIMES: displayed to a driver leaving the pits if traffic is approaching on the track.

During PRACTICE: a faster car is close behind you and is about to overtake you.

During the RACE: shown to a car about to be lapped, the driver concerned must allow the following car to pass at the earliest opportunity.

MUST RESPECT THE BLU FLAGS

STOP and GO - AREA

mugello
CIRCUIT





FINISH LINE – CONTROL LINE – SAME LINE

PARC FERME' ENTRANCE



Automobile Club d'Italia
SPORT

mugello
CIRCUIT



**AFTER THE FINISH FLAG – ALL CARS IMMEDIATELY EXIT AT TURN 7
FOR ALL SESSIONS – FOR ALL RACES**

SHORT TRACK – TURN 7



Automobile Club d'Italia
SPORT

ART. 2 SUPPLEMENTARY REGULATION - ACISPORT APPROVED

mugello
CIRCUIT



It's possible to cut the track near Savelli corner – Turn 7 only in free practice and qualifying but not during the race ; only for technical or safety reasons you can use this part of the track during the race but in this case you must stop near the Box n.20 and you will receive a time penalty of 2' minutes added to the Race Time (Classification)

PRIZE GIVING CEREMONY



The First three drivers of the classification of each race will stop their cars near the Podium for the Prize Giving Ceremony.

FX RACING WEEKEND

Never Forget without the marshals you don't get to race!





**IF YOU DRIVE
NEVER DRINK**



אמק = אמק = אמק = אמק



THANKS FOR YOUR ATTENTION



WE WISH YOU A VERY GOOD WEEKEND

By Gianluca Marotta